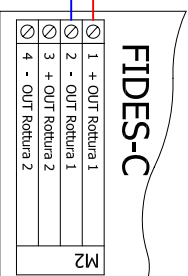
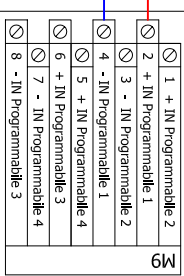
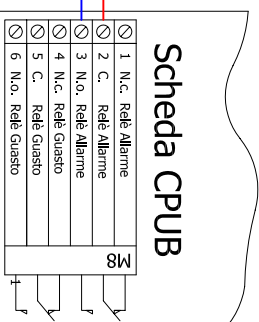
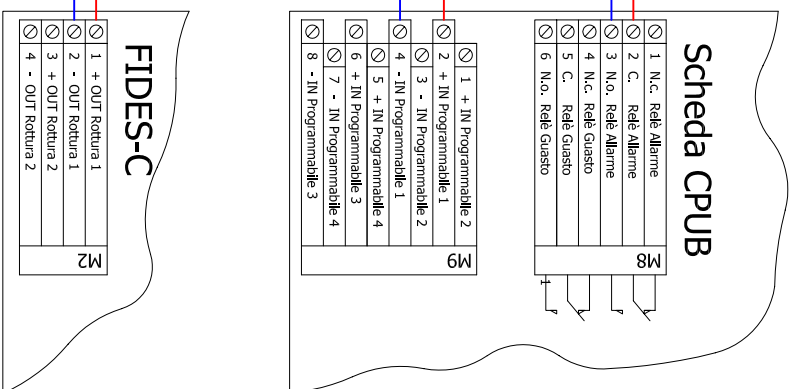
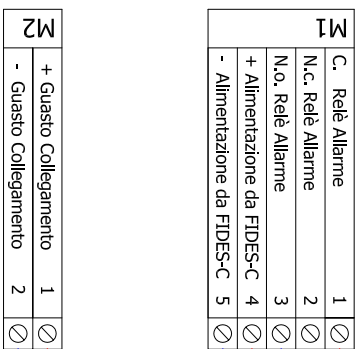


N.B. I connettori della scheda CIE4M-b sono così strutturati:
 CN1 Connettore Flat per la connessione alla scheda CPUB
 CN2 CN3 Connettori a pettine per l'inserimento delle schede CGDI e CGDO.





DESCRIZIONE/DESCRIPTION

Sch. Espansione 4 moduli CGDI-CGDO

cod. CIE4M-B

FILE	CIE4M-B_TC-0
ESEGUITO DA	T.A.
VERIFICATO DA	F.F.
PAGINA	1 / 1
DATA ULTIMA REV	30/10/06